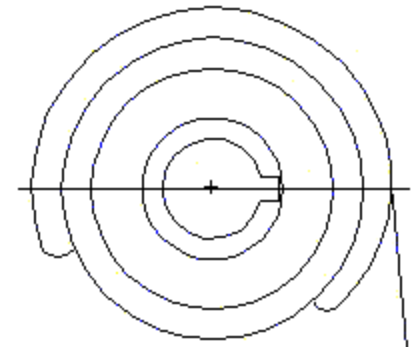
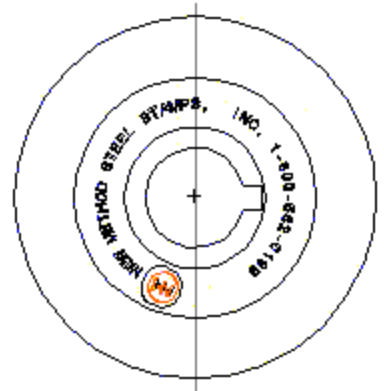
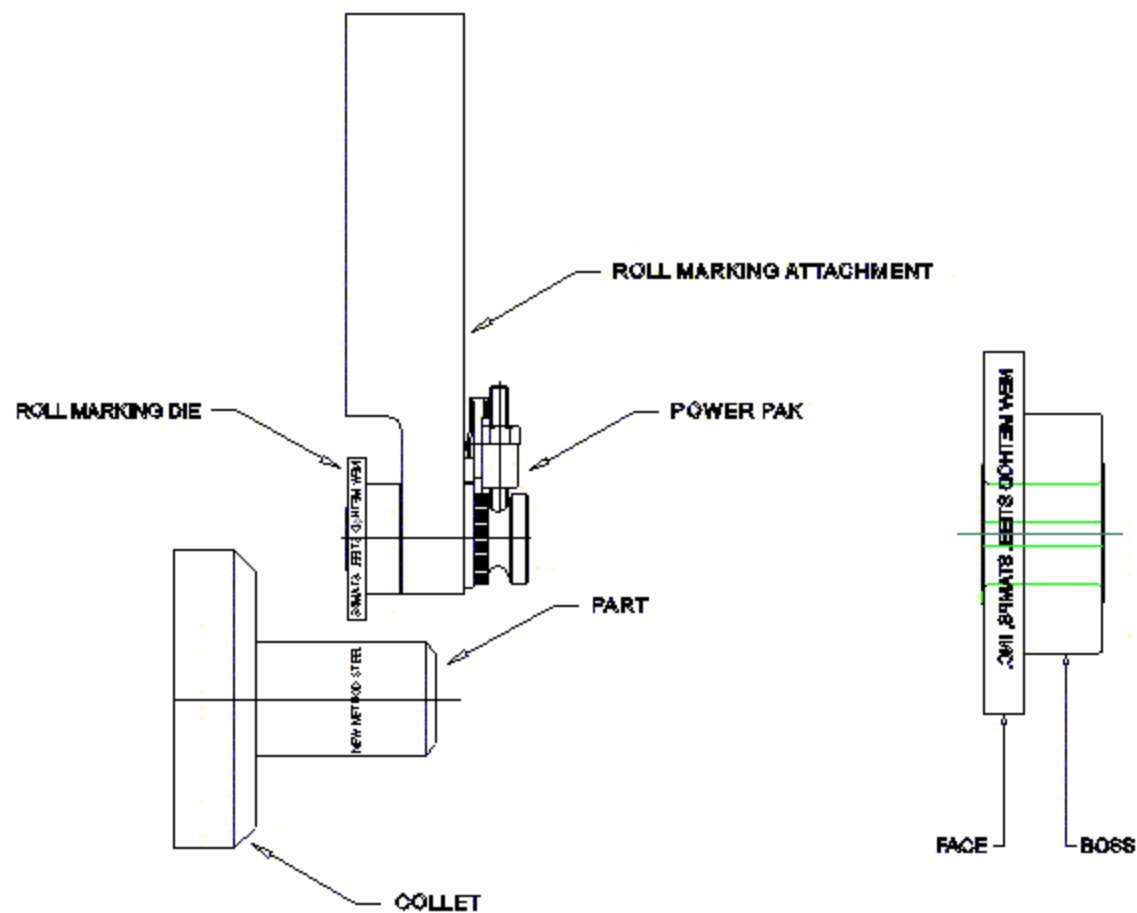


DATE	DEL	REVISION	ECR NO.	DR	CK



STARTING CAM ON CENTERLINE WITH KEYWAY

DIE TO READ: _____

CHARACTER SIZE: _____

CHARACTER ORIENTATION: B2B SHOWN

B2B

T2B

PART DIAMETER OR MAXIMUM LEGEND LENGTH: _____

REFERENCE NOS. FROM EXISTING DIE: _____

REORDER NO. FROM CURRENT DIE: _____

ROLL MARKING ATTACHMENT NO.: _____

*NOTE: STANDARD IS BOSS AWAY FROM COLLET

*NOTE: FACE IS APPROXIMATELY 1/16" WIDER THAN CHARACTER SIZE

TOLERANCES UNLESS OTHERWISE SPECIFIED

	INCH UNITS		METRIC UNITS
JXX	±.01	X	±0.2
JXX	±.005	JXX	±0.10
JXXX	±.0005		

Angles ±0° 30'
BREAK ALL SHARP EDGES



New Method Steel Stamps, Inc.

31313 KENDALL AVE., BOX 388
FRASER, MICHIGAN 48026 USA
586.298.0200 800.582.0199
FAX: 586.298.1900 or 586.298.8604

CONFIDENTIAL
This drawing or any part thereof is proprietary and may not be reproduced or copied without written consent of New Method Steel Stamps, Inc.

Title: **STD. ROLL MARKING DIE**

Size **A** Sheet _____ of _____ ECR No. _____ Rev _____

Drawn By **CDLB** Date **11/20/06** Part No. _____

Checked By **JAG III** Date **11/21/06** Scale **NONE** CAD No. **NMSRD**

DO NOT SCALE DRAWING